


NANDED PRAGATI AGRO PRODUCER COMPANY LIMITED
CIN: U01100MH2020PTC36236B,
BALANCE SHEET AS ON 31ST MARCH, 2022

Particulars		Note No.	As at 31st March, 2022		As at 31st March, 2021	
I EQUITY AND LIABILITIES						
(1) Shareholder's Funds						
(a) Share Capital		1	10,00,000		1,00,000	
(b) Reserves and Surplus		2	34,580	10,34,580	14,500	1,14,500
(2) Share application money pending allotment						
(3) Non-Current Liabilities						
(a) Long-term borrowings						
(b) Deferred tax liabilities (Net)						
(c) Other Long term liabilities						
(d) Long term provisions						
(4) Current Liabilities						
(a) Short-term borrowings		4	50,000			
(b) Trade payables			3,36,780			
(c) Other current liabilities						
(d) Short-term provisions		3	81,500	4,48,280	7,500	7,500
Total				14,82,860		1,22,000
II ASSETS						
(1) Non-current assets						
(a) Fixed assets						
(i) Tangible assets						
(ii) Intangible assets						
(2) Current assets						
(a) Current investments			11,95,300			
(b) Inventories						
(c) Trade receivables			37,560			
(d) Cash and Cash Equivalents		5	2,50,000	14,82,860	1,22,000	1,22,000
(e) Short-term loans and advances						
Total				14,82,860		1,22,000
See accompanying notes forming part of the financial statements		1 to 7				

In terms of our report attached
For Manoj Bhansali & Co
Chartered Accountants

CA Manoj Bhansali
Proprietor
Membership No. 180737
Place : Pune
Date : 02/09/2022
UDIN : 22180737 RAM SAR 2634



For and on behalf of the Board of Directors
Nanded Pragati Agro Producer Company Limited

Sd

Maroti P Shivshette
Director
DIN:09006090


Sd

Ramdas I Nidane
Director
DIN:09006091

NANDED PRAGATI AGRO PRODUCER COMPANY LIMITED
NOTES FORMING PART OF THE FINANCIAL STATEMENTS

NOTE 1 - SHARE CAPITAL

Particulars	As at 31st March 2022 Rs.	As at 31st March 2021 Rs.
Authorised: 10,000 Equity shares of Rs 100 each.	10,00,000	5,00,000
	10,00,000	5,00,000
Issued: 10,000 equity shares of Rs 100 each.	10,00,000	1,00,000
	10,00,000	1,00,000
Subscribed and Paid up: 10,000 equity shares of Rs 100 each.	10,00,000	1,00,000
	10,00,000	1,00,000
Reconciliation of the no. of shares outstanding at the beginning and at the end of the year:	As at 31st March 2022 No of Shares	As at 31st March 2021 No of Shares
No of shares outstanding at the beginning of the year - Equity shares	1,000	1,900
Add: Additional shares issued during the year - Equity shares	9,000	-
Less: Shares forfeited/Bought back during the year - Equity shares	-	900
No of shares outstanding at the end of the year - Equity shares	10,000	1,000



NANDED PRAGATI AGRO PRODUCER COMPANY LIMITED
NOTES FORMING PART OF THE FINANCIAL STATEMENTS

NOTE 2 - RESERVES AND SURPLUS


Particulars	As at 31st March 2022 Rs.	As at 31st March 2021 Rs.
Reserves & Surplus:		
As per last balance sheet	14,500	-
Add: Profit/(Loss) For The Period	20,080	14,500
		-
Total	34,580	14,500

NOTE 3 - SHORT TERM PROVISION

Particulars	As at 31st March 2022 Rs.	As at 31st March 2021 Rs.
ROC & Audit Fees Payable	12,000	7,500
Total	12,000	7,500

NOTE 4 - LOANS AND ADVANCES

Particulars	As at 31st March 2022 Rs.	As at 31st March 2021 Rs.
Maroti Shinagre	50,000	
Total	50,000	-



NANDES PRADATI AGRO PRODUCER COMPANY LIMITED
NOTES FORMING PART OF THE FINANCIAL STATEMENTS

NOTE 5 - CASH AND CASH EQUIVALENTS

Particulars	As at 31st March 2022 Rs.	As at 31st March 2021 Rs.
Balance With Bank	36,682	1,05,000
CASH IN HAND	698	22,000
Total	37,380	1,27,000

NOTE 6 - Revenue From Operations

Particulars	As at 31st March 2022 Rs.	As at 31st March 2021 Rs.
Sales	22,99,286	9,63,890
Total	22,99,286	9,63,890

NOTE 7 - OTHER EXPENSES

Particulars	As at 31st March 2022 Rs.	As at 31st March 2021 Rs.
Audit & MDC Filing Fees	12,000	7,500
Incorporation Fees		18,000
Office Expenses	1,065	2,200
Meeting Expenses		2,350
Misc Expenses	1,349	1,600
GST Registration		3,000
Printing & Stationery	877	1,780
Travelling Expenses	18,495	1,760
Seed Certificate Fees	17,512	
Total	51,298	36,390

NOTE 9 - COST OF MATERIAL PURCHASED

Particulars	As at 31st March 2022 Rs.	As at 31st March 2021 Rs.
Purchases	33,85,096	9,13,000
Total	33,85,096	9,13,000

NOTE 10 - TRADE RECEIVABLES

Particulars	As at 31st March 2022 Rs.	As at 31st March 2021 Rs.
Receivable	-	-
Total	-	-

NOTE 11 - LOANS & ADVANCES

Particulars	As at 31st March 2022 Rs.	As at 31st March 2021 Rs.
Loan Given to Director	2,50,000	-
Total	2,50,000	-

NOTE 12 - CHANGES IN INVENTORIES

Particulars	As at 31st March 2022 Rs.	As at 31st March 2021 Rs.
Opening Stock	11,95,300	-
Closing Stock	(11,95,300)	-
Total	-	-

